



urbanspec H-Series Bin Store Buildings

The process of design delivery for bin store buildings can be challenging, with the potential for disconnect between design specification and realisation on site resulting in project overspend and consequent reduction in scope of works.

urbanspec H-Series Bin Store Buildings have been developed specifically to overcome these challenges and offer one of the most configurable design platforms for external storage in the world. Over 120 pre-engineered build layouts can be individually specified for storage capacity, panel cladding type, frame finishes, access door size, door location, access control type and roof type. Custom bin store dimensions and configurations from the same proven design platform are made possible with the urbanspec integrated design and engineering methodology.

Every urbanspec product is UK manufactured in accordance with BS EN 1090, ISO9001 and ISO14001 accredited processes and our steel frame finishes can be selected as hot-dip galvanised or colour powder coated with external panel types from timber or steel including laser-cut design patterns.

The urbanspec H-Series roof design has been developed to accommodate the structure for both extensive and intensive lightweight green roof systems with the complete system for waterproofing, water reservoir and growing medium integrated.

urbanspec integrated design and engineering for access control, extends to fire-resistant wall and roof panel specifications accommodated within the proven steel door and frame design, reducing fire risk where bin store facilities cannot be located outside of the six metre recommended distance due to site constraints.

Specifying urbanspec H-Series Bin Store Buildings is made easy with clear technical product information for configurations and options, while site-wide coordination of outdoor storage units and street furniture is possible with a library of CAD models available for download.

Customise

A wide range of cladding options are available to select according to site use, architectural style and surrounding environment

Multiple Door Locations

Are possible within the design format to accommodate 2 and 4 wheeled containers.



Green Roof

This option not only adds visual appeal but also benefits the environment by supporting biodiversity and promoting natural habitats for birds and insects.

Fire-Resistance

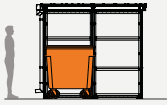
If the unit cannot be located outside of the six metre recommended distance our outdoor bin housings can be specified with fire-resistant wall and roof cladding options.

Pre-Engineered

Available with 65 different pre-engineered units

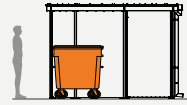
Product Capacity & Dimensions

PBH24



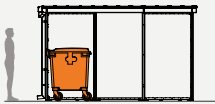
Model	Depth (mm)	Width (mm)	Height (mm)
HB 24.26	2730	2720	2340
HB 24.32	2730	3320	2340
HB 24.38	2730	3920	2340
HB 24.44	2730	4520	2340
HB 24.50	2730	5120	2340
HB 24.56	2730	5720	2340
HB 24.62	2730	6320	2340
HB 24.68	2730	6920	2340
HB 24.74	2730	7520	2340
HB 24.80	2730	8120	2340
HB 24.86	2730	8720	2340
HB 24.92	2730	9320	2340
HB 24.98	2730	9920	2340

PBH30



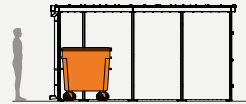
Model	Depth (mm)	Width (mm)	Height (mm)
HB 30.26	3330	2720	2340
HB 30.32	3330	3320	2340
HB 30.38	3330	3920	2340
HB 30.44	3330	4520	2340
HB 30.50	3330	5120	2340
HB 30.56	3330	5720	2340
HB 30.62	3330	6320	2340
HB 30.68	3330	6920	2340
HB 30.74	3330	7520	2340
HB 30.80	3330	8120	2340
HB 30.86	3330	8720	2340
HB 30.92	3330	9320	2340
HB 30.98	3330	9920	2340

PBH36



Model	Depth (mm)	Width (mm)	Height (mm)
HB 36.26	3920	2720	2340
HB 36.32	3920	3320	2340
HB 36.38	3920	3920	2340
HB 36.44	3920	4520	2340
HB 36.50	3920	5120	2340
HB 36.56	3920	5720	2340
HB 36.62	3920	6320	2340
HB 36.68	3920	6920	2340
HB 36.74	3920	7520	2340
HB 36.80	3920	8120	2340
HB 36.86	3920	8720	2340
HB 36.92	3920	9320	2340
HB 36.98	3920	9920	2340

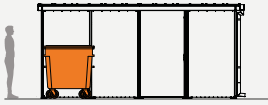
PBH42



Model	Depth (mm)	Width (mm)	Height (mm)
HB 42.26	4530	2720	2340
HB 42.32	4530	3320	2340
HB 42.38	4530	3920	2340
HB 42.44	4530	4520	2340
HB 42.50	4530	5120	2340
HB 42.56	4530	5720	2340
HB 42.62	4530	6320	2340
HB 42.68	4530	6920	2340
HB 42.74	4530	7520	2340
HB 42.80	4530	8120	2340
HB 42.86	4530	8720	2340
HB 42.92	4530	9320	2340
HB 42.98	4530	9920	2340


Product Capacity & Dimensions

PBH48



Model	Depth (mm)	Width (mm)	Height (mm)
HB 48.26	5130	2720	2340
HB 48.32	5130	3320	2340
HB 48.38	5130	3920	2340
HB 48.44	5130	4520	2340
HB 48.50	5130	5120	2340
HB 48.56	5130	5720	2340
HB 48.62	5130	6320	2340
HB 48.68	5130	6920	2340
HB 48.74	5130	7520	2340
HB 48.80	5130	8120	2340
HB 48.86	5130	8720	2340
HB 48.92	5130	9320	2340
HB 48.98	5130	9920	2340

Locking Systems



Latch + Battery Code Lock




Latch + Eurocylinder Lock



Slam Latch + Eurocylinder Lock



Slam Latch + FB2 Key Lock




Latch Only



Slide Bolt + Padlock

Cladding & Finish Examples



Firenze Anthracite Grey / FR

Firenze Nordic Night Black / FR

Firenze Leaf Green / FR

Firenze Colour Powder Coat / FR

Firenze Colour Powder Coat

Firenze Freestyle Colour Powder Coat

ForestPanel SW Slat

ForestPanel Colour SW Slat

ForestPanel SW TGV

ForestPanel Cedar Slat

ForestPanel Iroko Slat

ForestPanel FR

